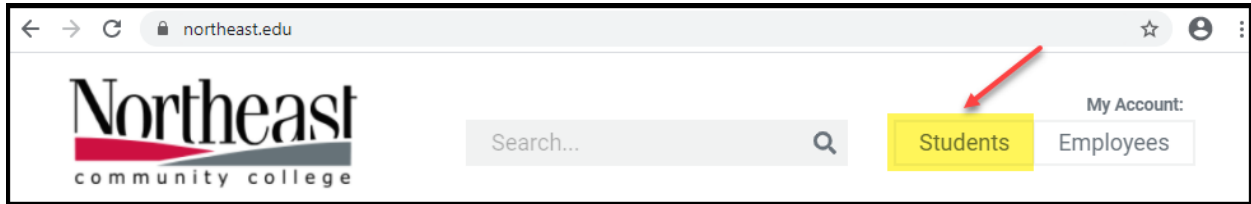
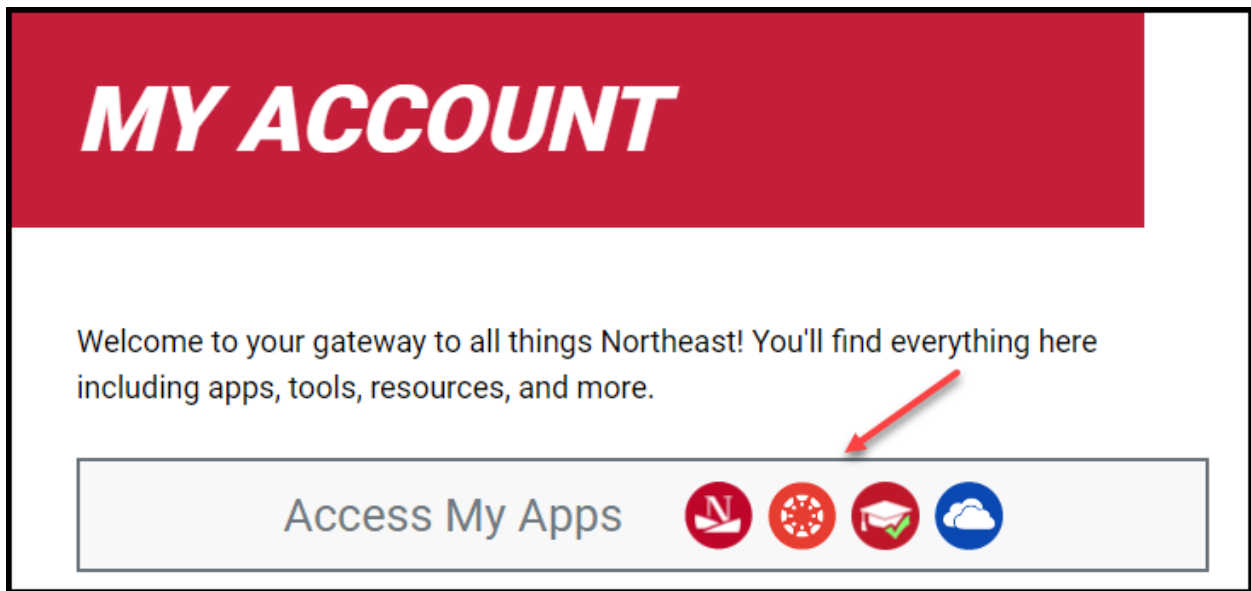


## Northeast Community College How to Pay Your Bill


Go to [www.northeast.edu](http://www.northeast.edu) and click on Students.



Click on Access My Apps and log in



Select the My Northeast app



Under the Student tab select Student Accounts than Account Detail/Pay My Bill/View Holds

The screenshot shows a navigation bar with four tabs: "Personal Information", "Student", "Employee", and "Finance". The "Student" tab is highlighted with a red circle. Below the navigation bar is a search box with a "Go" button. The main heading is "Student". A yellow horizontal line separates the heading from the content. The content includes a brief message: "To ensure Northeast Community College has your most current...". Below this are four menu items: "Admissions" (Apply for Admission or Review Existing Applications), "Registration" (Check your registration status, class schedule and add or drop classes), "Student Records" (View your holds, grades, transcripts), and "Student Accounts" (Account summary, details and payment history). The "Student Accounts" item is circled in red, and a red arrow points to it from the right. At the bottom of the page, there is a blue bar with the text "RELEASE: 8.9.1.3".



The screenshot shows the "Student Account" page. The heading "Student Account" is at the top. Below it is a yellow horizontal line. Underneath the line are four menu items: "Account Detail/Pay My Bill/View Holds", "Tax Notification", "Housing Fee Processing", and "Direct Deposit Information". The "Account Detail/Pay My Bill/View Holds" item is circled in red, and a red arrow points to it from the right.

Click on the blue "Pay Now" button

The screenshot shows a bottom navigation bar with three buttons. From left to right: a grey button with a printer icon, a grey button labeled "Holds", and a blue button labeled "Pay Now".


Select the term you are making payment for and enter the amount you to pay and click the blue “Pay Now” button

Payment ✕

 Select the checkbox against the term to make the ... 

Terms	Net term balance
<input checked="" type="radio"/> Fall 2022	<input type="text" value="500.00"/>
<input type="radio"/> Summer 2022	\$0.00
<input type="radio"/> Spring 2022	\$0.00
<input type="radio"/> Fall 2021	\$0.00
<input type="radio"/> Summer 2021	\$0.00
<input type="radio"/> Spring 2021	\$0.00
<input type="radio"/> Fall 2020	\$0.00
<input type="radio"/> Summer 2020	\$0.00

Amount payable:\$500.00



Proceed with completing the required indicated fields needed to complete the credit card payment.